

K-LITE
Introduces
Aluminium Series



Aluminium Lighting Pole is a contemporary design that is both timeless and unique in its impression. Compact without visible mounting equipment and optimised integration, this series is in perfect continuity with the geometric lines & minimalist design. These assemblies are ideal for surroundings of contemporary architectural constructions.

Product Description

- Pole made of extruded aluminium alloy (grade 6063) can achieve high strength and corrosion resistance in various atmospheric conditions.
- Pole design parameters vary depending on the type of bracket and loading factor.
- All pole sections are welded using special v groove technique by certified welders using high end MIG welding processes.
- The control gear tray is prewired with MCB, terminal connectors for loop-in / loop-out arrangement.
- Built-in control box with cast aluminium service door and safety rope.
- Can be Integrated with LED Modules.
- Earth connection
- Safety class I
- **CE**- Conformity mark
- **BIS** - Conformity mark

Product Benefits

- Innovative Design options to provide Visual integration with the environment.
- High Brightness, LED Light source do not pose any environment risks.
- Designed for highest efficiency in terms of more lumens at reduced wattages contributing to a Greener World.
- Customised for your delight : Creating the entire product portfolio - Right from concept to completion, merging the best technology and practices in lighting.
- A wide range of Pole heights and bracket options to meet various lighting requirements.
- Excellent Corrosion resistant.
- Quick installation and low assembly costs.
- Functionally versatile, strong and stable.
- Long life span with very low maintenance.

Area of Application

Illuminating pathways in parks, Smaller Roadways, Private driveways, Residential Area Lighting, Courtyards & Squares.



Installation

Surface mounted with base plate and fitted on a pre formed foundation.

Available Finish

Coated with zinc rich primer and finished using environmentally stable polyurethane based paint / Pure polyester powder coated of desired colour.

- Graphite grey
- Anthracite grey
- Black



ZETA

Ø100 Series

ID	Height	Mounting
KP-4364	3000	KP-63
KP-4365	4000	KP-63
KP-4366	5000	KP-82


Base cover available at extra cost. Refer Page 193



KP-4365



KP-4365



KP-4366





ZETA

Ø100 Series

ID	Height	Mounting
KP-4364	3000	KP-63
KP-4365	4000	KP-63
KP-4366	5000	KP-82

Base cover available at extra cost.
Refer Page 193

KP-4365 & Sylvia Bracket

KP-4366 & Emma Bracket

KP-4365 & Sora Bracket