

# K-LITE

## CUBE-R

Power : Upto 40W  
Length : 1220mm

Upto  
100  
lm/w

### Features

- Bridgelux / Equivalent LED's
- CRI Ra>80 (>90 On Request)
- SDCM  $\leq$  3
- L70 / B10 @ 50,000 Hrs



### Options

- CCT : 3000K / 4000K / 6000K
- Driver options




### Beam Angle

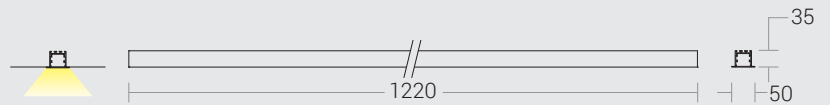


Diffused

RECESS



Dimension  
in mm



Housing Colour


- Extruded aluminium with powder coated finish in  
RAL9016 White fine texture | RAL9006 Grey fine texture



Open Source

[Light Distribution refer online](#)

PC Opal Matte



## Technical Specifications

### General

Driver	: Constant Current
Input Voltage	: 230-240Vac
Frequency	: 50-60Hz
Operating Temperature	: -15°C~+50°C

### Physical

Body	: Extruded Aluminium Profile
Mounting	: Recess
Finish	: White(RAL9016) Grey (RAL 9006)

### Light Source

Light Source	: Bridgelux / Equivalent
CRI (Ra)	: >80 (>90 On Request)
LED Colour Temperature	: 3000K / 4000K / 6000K

### Driver

Power Supply	: Integrated
Power Factor	: >0.90
THD	: <15%
Surge Protection	: Upto 3KV
Efficiency	: >85%

### Optical

Tilt	: Fixed
Beam Angle	: 115°
Diffuser Material	: PC Opal Matte



## Ordering Guide

### Recess - Opal Matte

ID	Wattage	C.O.D	Dimension (mm)
3401	Upto 40W	1205 x 37	1220 x 50 x 35