

Compact & Minimalist linear surface mounted luminaire designed for wall, ceiling & floor mount application. Ideal light distribution serves both wall washing & wall grazing applications.

### Product Description

- Luminaire made up of extruded aluminium alloy (grade 6063) and flush end caps with silicone gasket
- Equipped to take multiple optics for varied wall grazing & spot light distribution
- Optical compartment closed at the top by a 3mm thick toughened glass screen secured with silicone
- Beam Angle : 12° / 15° x 60°  
(Available on request - 30° / 45° / 15°x30° / 10°x60°)
- All external screws used are in A2 stainless steel.
- Mounting bracket with an adjustable feature from ±90° tiltable angle.
- Wall, ceiling and floor mount options with adjustable brackets
- Constant voltage non integral power supply
- Supplied with IP67 male and female connectors for easy series connection.
- Low Voltage at 24Vdc assures safety.
- Ordering guide : KL-3924-CCT (Colour Temperature)
- Available CCT : 2700K / 3000K / 4000K / 5700K



### Product Benefits

- Visual comfort with maximum energy saving
- Minimalist design with optimum performance
- Quick & simple installation.
- Flexible deployment options with a wide spectrum of applications.

### Areas of Application

Building Facade, Textured surfaces, Building mounted focal points, Bridges, Archaeological monuments, etc.,

### Accessory

- A separate IP67 rated connector supplied for a secure connection.
- Power supply unit of 24Vdc required for the luminaire.
- The power supply units are also suitable for the operation of several LED luminaires. In this case total wattage of the LED luminaires must not exceed the wattage of power supply.





ITC CAMPUS, RAJARHAT, KOLKATA



**Technical Specifications**

**General**

ID : 3924  
 System Wattage : 9W LED  
 Driver Non-Integral : Constant Voltage  
 Operating Voltage : 24Vdc  
 Operating Temperature : -15°C~+50°C

**Light Source**

Light Source : CREE / OSRAM  
 CRI (Ra) : ≥80  
 LED Colour Temperature : 2700K / 3000K / 4000K / 5700K

**Physical**

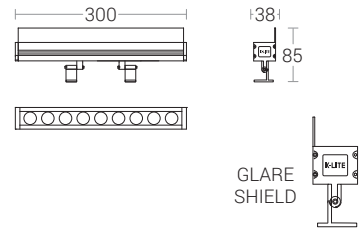
Body : 6063 Aluminium Alloy  
 Diffuser : Toughened Glass  
 Mounting : Surface - Bracket

**Driver**

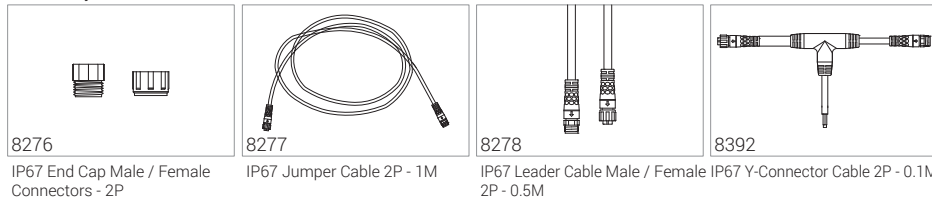
Power Supply : Non Integral

**Optical Performance**

Beam Angle : 12° / 15° x 60°



**Accessory**



Compact & Minimalist linear surface mounted luminaire designed for wall, ceiling & floor mount application. Ideal light distribution serves both wall washing & wall grazing applications.

### Product Description

- Luminaire made up of extruded aluminium alloy (grade 6063) and flush end caps with silicone gasket
- Equipped to take multiple optics for varied wall grazing & spot light distribution
- Optical compartment closed at the top by a 3mm thick toughened glass screen secured with silicone
- Beam Angle : 12° / 15° x 60°  
(Available on request - 30° / 45° / 15°x30° / 10°x60°)
- All external screws used are in A2 stainless steel.
- Mounting bracket with an adjustable feature from ±90° tiltable angle.
- Wall, ceiling and floor mount options with adjustable brackets
- Constant voltage non integral power supply
- Supplied with IP67 male and female connectors for easy series connection.
- Low Voltage at 24V dc assures safety.
- Ordering guide : KL-3925-CCT (Colour Temperature)
- Available CCT : 2700K / 3000K / 4000K / 5700K



### Product Benefits


- Visual comfort with maximum energy saving
- Minimalist design with optimum performance
- Quick & simple installation.
- Flexible deployment options with a wide spectrum of applications.

### Areas of Application

Building Facade, Textured surfaces, Building mounted focal points, Bridges, Archaeological monuments, etc.,

### Accessory

- A separate IP67 rated connector supplied for a secure connection.
- Power supply unit of 24V dc required for the luminaire.
- The power supply units are also suitable for the operation of several LED luminaires. In this case total wattage of the LED luminaires must not exceed the wattage of power supply.





KATHIRARA URBAN SQUARE, CHENNAI



**Technical Specifications**

**General**

ID	: 3925
System Wattage	: 18W LED
Driver Non-Integral	: Constant Voltage
Operating Voltage	: 24Vdc
Operating Temperature	: -15°C~+50°C

**Light Source**

Light Source	: CREE / OSRAM
CRI (Ra)	: ≥80
LED Colour Temperature	: 2700K / 3000K / 4000K / 5700K

**Physical**

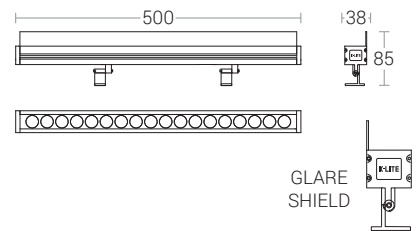
Body	: 6063 Aluminium Alloy
Diffuser	: Toughened Glass
Mounting	: Surface - Bracket

**Driver**

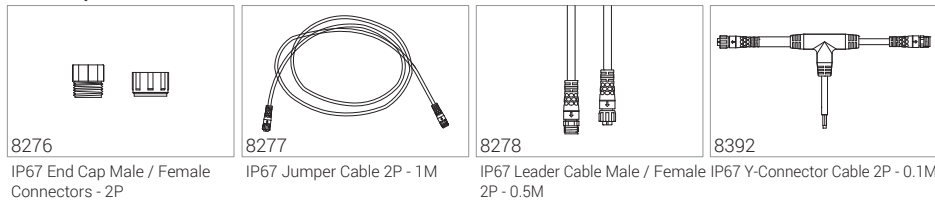
Power Supply	: Non Integral
--------------	----------------

**Optical Performance**

Beam Angle	: 12° / 15° x 60°
------------	-------------------



**Accessory**



Compact & Minimalist linear surface mounted luminaire designed for wall, ceiling & floor mount application. Ideal light distribution serves both wall washing & wall grazing applications.

### Product Description

- Luminaire made up of extruded aluminium alloy (grade 6063) and flush end caps with silicone gasket
- Equipped to take multiple optics for varied wall grazing & spot light distribution
- Optical compartment closed at the top by a 3mm thick toughened glass screen secured with silicone
- Beam Angle : 12° / 15° x 60°  
(Available on request - 30° / 45° / 15° x 30° / 10° x 60°)
- All external screws used are in A2 stainless steel.
- Mounting bracket with an adjustable feature from ±90° tiltable angle.
- Wall, ceiling and floor mount options with adjustable brackets
- Constant voltage non integral power supply
- Supplied with IP67 male and female connectors for easy series connection.
- Low Voltage at 24Vdc assures safety.
- Ordering guide : KL-3068-CCT (Colour Temperature)
- Available CCT : 2700K / 3000K / 4000K / 5700K



### Product Benefits

- Visual comfort with maximum energy saving
- Minimalist design with optimum performance
- Quick & simple installation.
- Flexible deployment options with a wide spectrum of applications.

### Areas of Application

Building Facade, Textured surfaces, Building mounted focal points, Bridges, Archaeological monuments, etc.,

### Accessory

- A separate IP67 rated connector supplied for a secure connection.
- Power supply unit of 24Vdc required for the luminaire.
- The power supply units are also suitable for the operation of several LED luminaires. In this case total wattage of the LED luminaires must not exceed the wattage of power supply.





ALIPORE JAIL MUSEUM, KOLKATA



**Technical Specifications**

**General**

ID : 3068  
 System Wattage : 36W LED  
 Driver Non-Integral : Constant Voltage  
 Operating Voltage : 24Vdc  
 Operating Temperature : -15°C~+50°C

**Light Source**

Light Source : CREE / OSRAM  
 CRI (Ra) : ≥80  
 LED Colour Temperature : 2700K / 3000K / 4000K / 5700K

**Physical**

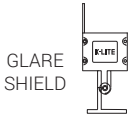
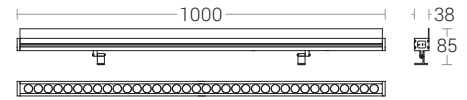
Body : 6063 Aluminium Alloy  
 Diffuser : Toughened Glass  
 Mounting : Surface - Bracket

**Driver**

Power Supply : Non Integral

**Optical Performance**

Beam Angle : 12° / 15° x 60°



**Accessory**

