


**K-LITE**



**WACO PRO**

# INFRASTRUCTURE LIGHTING

60 - 300W in one Waco family





## WACO PRO

Elegance . Functionally

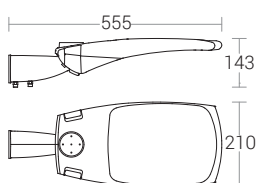
Designed for Urban Environment, Waco Pro range offers optimised photometrical performance with a minimum total cost of ownership. It offers towns and cities the ideal tool to improve lighting levels, generate energy saving and reduce their ecological footprint.

Waco Pro comes in four sizes and offers flexible combinations of LED modules, a choice of currents and dimming options to further maximise energy savings and provide the most cost-effective solution.



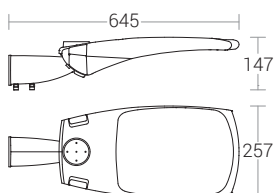
## WACO PRO MINI

Luminaire Power :  
60W



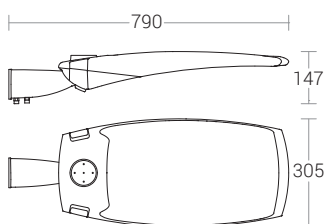
## WACO PRO MIDI

Luminaire Power :  
120W



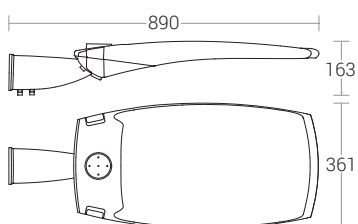
## WACO PRO MAXI

Luminaire Power :  
180W



## WACO PRO MEGA

Luminaire Power :  
240W



Waco Pro encompasses design, visual comfort, performance, energy savings in a single street lighting system. Waco Pro comes in four different sizes, together with an adjustable inclination joint that guarantees maximum flexibility.

### Product Description

- Housing and front frame made of die-cast aluminium (ADC12) featuring high strength and anti corrosion.
- Separate optical & driver compartment for tool less maintenance.
- Clear toughened glass diffuser.
- High light transmittance optical lens for various applications.
- Suitable for mounting on to 60 mm dia pipe at lateral (side entry) and vertical (top mount) with adjustable angle -15° to +15°.
- Cable entries for through-wiring of mains supply cable.
- Integral constant current power supply
- CRI (Ra) :  $\geq 70$  (>80 On Request)
- Prewired with LED driver and suitable for operating on 240V, 50Hz single phase ac supply.
- Ordering guide : KL-4328-CCT (Colour Temperature)
- Available CCT : 3000K, 4000K, 5700K



### Product Benefits

- High luminous efficiency at reduced wattage.
- Functionally versatile, stable with sound engineering.
- Corrosion resistant and maintenance free.
- Quick installation and low assembly costs.
- Sustainable LED technology offers durability and optimal light output with low power consumption.

### Controls

- Dimmable options : Dali / 1-10V / PWM (On Request)
- Smart control management system (On Request)

### Area of Application

Roads and highways, Parking lots and large areas, Roundabouts, Pedestrian and bicycle paths, Pedestrian crossing.

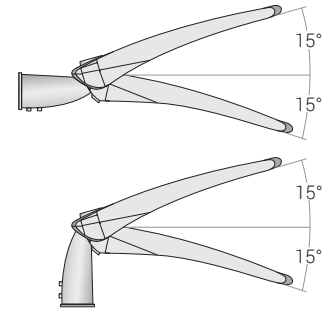
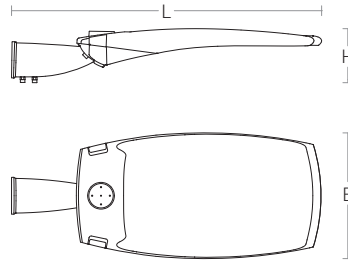

### Available Finish

Pure polyester powder coated

- Graphite grey
- Anthracite grey
- Jet black

\* (On Request) depends upon the availability and validation of drivers and other accessories





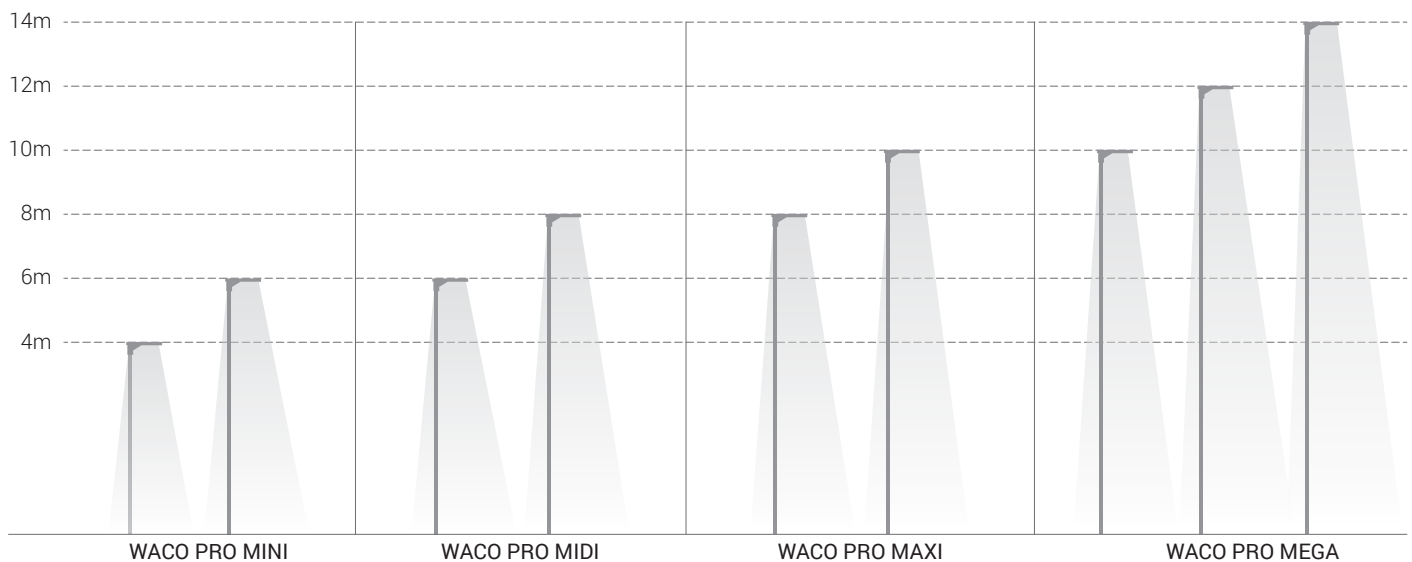
Bracket with a tilting system from -15° to +15°

Product Code	KL-4328	KL-4306	KL-4307	KL-4308
Input Wattage	60W	120W	180W	240W
Wattage Range	40W - 60W	80W - 120W	150W - 200W	200W - 300W
Installation Pipe Diameter	Ø60mm			
Color Temperature	3000K / 4000K / 5700K			
Input Voltage	AC90~305V			
Frequency Range	50/60Hz			
Power Factor	PF>0.97			
Surge Protection	6KV (Additional Surge Protection on Request)			
Color rendering index	Ra≥70 (>80 On Request)			
Operating Temperature	-15°C~+50°C			
LED Lifetime	>60000hrs			
Protectin Grade	IP66			
Protection level	IK08			
Installation Height	3-6m	6-8m	8-10m	10-14m
Dimension (L x B x H)	555 x 210 x 143	645 x 257 x 147	790 x 305 x 147	890 x 361 x 163

Note : • Luminous flux / Power consumption may vary by ±10%.  
 • Luminaire efficiency upto 150lm/W.

### Luminaire Use

According to the Lamp Post Height





**Technical Specifications**

**General**

ID	: 4328
System Wattage	: 60W LED
Driver Integral	: Constant Current
Input Voltage	: 230-240Vac
Frequency	: 50-60 Hz
Operating Voltage	: 90-305Vac
Operating Temperature	: -15°C~+50°C

**Physical**

Body	: Die-cast aluminium (ADC12)
Diffuser	: Clear toughened glass
Mounting	: Suitable for mounting Horizontal & Vertical on 60 mm OD pipe

**Finish**

: Graphite grey / Anthracite grey / Jet black
--

**Light Source**

CRI (Ra)	: ≥70 (>80 On Request)
LED Colour Temperature	: 3000K / 4000K / 5700K

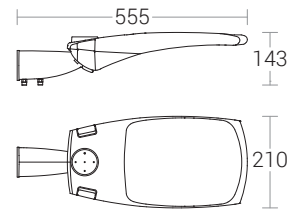
**Driver**

Power Supply	: Integral
Power Factor	: >0.97
THD	: <10%
Surge Protection	: 6KV (Additional Surge Protection on Request)
Efficiency	: >85%
Dimmable options	: Dali / 1-10V / PWM (On Request)
Control	: Smart control management system (On Request)

**Optical Performance**

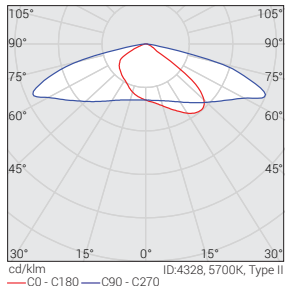
Colour Temperature	: 5700K
Luminous flux	: 8797 lm
Optical Distribution	: Type II (On Request - Type III, Type IV)


Light distribution & IES files - Please refer Online



Note : • Luminous flux / Power consumption may vary by ±10%.  
• Luminaire efficiency upto 150lm/W.

**Photometric Data**





**Technical Specifications**

**General**

ID	: 4306
System Wattage	: 120W LED
Driver Integral	: Constant Current
Input Voltage	: 230-240Vac
Frequency	: 50-60 Hz
Operating Voltage	: 90-305Vac
Operating Temperature	: -15°C~+50°C

**Physical**

Body	: Die-cast aluminium (ADC12)
Diffuser	: Clear toughened glass
Mounting	: Suitable for mounting Horizontal & Vertical on 60 mm OD pipe

**Finish**

: Graphite grey / Anthracite grey / Jet black
--

**Light Source**

CRI (Ra)	: ≥70 (>80 On Request)
LED Colour Temperature	: 3000K / 4000K / 5700K

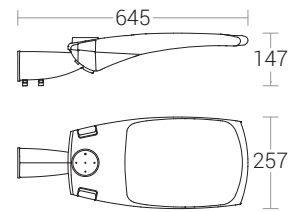
**Driver**

Power Supply	: Integral
Power Factor	: >0.97
THD	: <10%
Surge Protection	: 6KV (Additional Surge Protection on Request)
Efficiency	: >85%
Dimmable options	: Dali / 1-10V / PWM (On Request)
Control	: Smart control management system (On Request)

**Optical Performance**

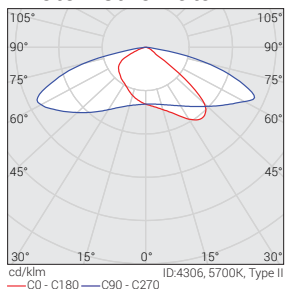
Colour Temperature	: 5700K
Luminous flux	: 17347 lm
Optical Distribution	: Type II (On Request - Type III, Type IV)

Light distribution & IES files - Please refer Online



Note : • Luminous flux / Power consumption may vary by ±10%.  
• Luminaire efficiency upto 150lm/W.

**Photometric Data**







**Technical Specifications**

**General**

ID	: 4307
System Wattage	: 180W LED
Driver Integral	: Constant Current
Input Voltage	: 230-240Vac
Frequency	: 50-60 Hz
Operating Voltage	: 90-305Vac
Operating Temperature	: -15°C~+50°C

**Physical**

Body	: Die-cast aluminium (ADC12)
Diffuser	: Clear toughened glass
Mounting	: Suitable for mounting Horizontal & Vertical on 60 mm OD pipe

**Finish**

: Graphite grey / Anthracite grey / Jet black
--

**Light Source**

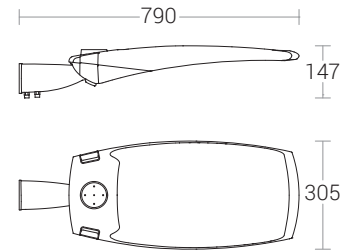
CRI (Ra)	: ≥70 (>80 On Request)
LED Colour Temperature	: 3000K / 4000K / 5700K

**Driver**

Power Supply	: Integral
Power Factor	: >0.97
THD	: <10%
Surge Protection	: 6KV (Additional Surge Protection on Request)
Efficiency	: >85%
Dimmable options	: Dali / 1-10V / PWM (On Request)
Control	: Smart control management system (On Request)

**Optical Performance**

Optical Distribution	: Type II (On Request - Type III, Type IV)
Light distribution & IES files - Please refer Online	



Note : • Luminous flux / Power consumption may vary by ±10%.  
• Luminaire efficiency upto 150lm/W.



**Technical Specifications**

**General**

ID	: 4308
System Wattage	: 240W LED
Driver Integral	: Constant Current
Input Voltage	: 230-240Vac
Frequency	: 50-60 Hz
Operating Voltage	: 90-305Vac
Operating Temperature	: -15°C~+50°C

**Physical**

Body	: Die-cast aluminium (ADC12)
Diffuser	: Clear toughened glass
Mounting	: Suitable for mounting Horizontal & Vertical on 60 mm OD pipe

**Finish**

: Graphite grey / Anthracite grey / Jet black
--

**Light Source**

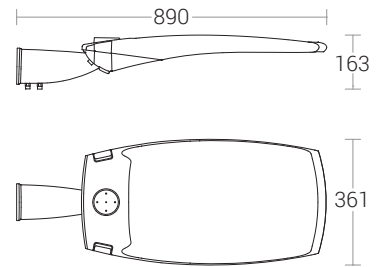
CRI (Ra)	: ≥70 (>80 On Request)
LED Colour Temperature	: 3000K / 4000K / 5700K

**Driver**

Power Supply	: Integral
Power Factor	: >0.97
THD	: <10%
Surge Protection	: 6KV (Additional Surge Protection on Request)
Efficiency	: >85%
Dimmable options	: Dali / 1-10V / PWM (On Request)
Control	: Smart control management system (On Request)

**Optical Performance**

Optical Distribution	: Type II (On Request - Type III, Type IV)
Light distribution & IES files	- Please refer Online



Note : • Luminous flux / Power consumption may vary by ±10%.  
• Luminaire efficiency upto 150lm/W.

## EFFICIENT AND SUSTAINABLE

The Waco Pro range offers optimised photometrical performance with a minimum total cost of ownership. It offers towns and cities the ideal tool to improve lighting levels, generate energy saving and reduce their ecological footprint.

Waco Pro comes in four sizes and offers flexible combinations of LED modules, a choice of currents and dimming options to further maximise energy savings and provide the most cost-effective solution.

A rear bracket version of the Waco Pro luminaire is available so that streets, side streets and large pavements can be lit using the same luminaire design.

## ADVANTAGES

- Sustainable and recyclable materials. Die-cast aluminium (ADC12).
- Modular LED engines for a precise light distribution.
- Mounting piece inclination adjustment system on-site.
- Seperate IP66 optical compartment sealed by clear toughened glass.
- Seperate IP66 driver compartment.
- Tool-Less Maintenance.
- 60 - 300W in one Waco family.
- Side & Pole Top Mounting.

## MAXIMUM ENERGY SAVINGS

It is equipped with LEDs and various dimming and remote management options for a dramatic reduction in energy consumption.

## PERFORMANCE AND FLEXIBILITY

The Waco Pro luminaires are equipped with photometric engines composed of modular quantities of LEDs so that they can offer a wide range of lumen packages. They can also be equipped with a variety of drivers and dimming options.

The Waco Pro luminaires can be adjusted on-site for optimal photometric performance. This flexibility ensures that the light distributions are specifically adapted to the real needs of the area to be lit.

## CONTROL OPTIONS

The follow dimming Options are possible for the Waco Pro street light luminaires


Dali / 1-10V / PWM

As an option, this luminaires can be equipped with a standard NEMA socket, enabling an easy access to the digital era of lighting with advanced lighting features that plan, monitor and control outdoor lighting networks.

## INSTALLATION AND MAINTENANCE

The complete range is available with four different size adapted for post-top and side-entry mounting (Ø60mm). The inclination angle can be adjusted on-site for both post-top (-15 to +15°) and side-entry (-15 to -15°) mounting in 5° steps.







## Technical Features

### Fixing

- Suitable for post top or side mounting on Ø60mm OD pipe.
- Scale available on housing for mounting bracket and adjustable by (5° step).
- Adjustable angle -15° to +15°.

### Materials

- Die-cast aluminium (ADC12)
- Clear Tempered glass
- Stainless steel fastners

### Finish

- Pure polyester powder coated  
Graphite grey / Anthracite grey / Jet black

### Structure

- Die-cast aluminium housing, with a IP66 protection rating.
- Transparent extra-clear flat glass, 4mm thick
- Silicone gasket between frame and cover
- IK08 mechanical resistance


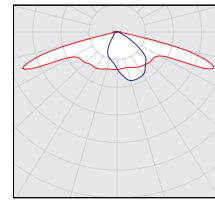
### Electrical auxiliaries

- Can be supplied with programmable electroinic power supply for smart controls
- Automatic power cutoff switch when top cover is opened
- Wiring plate with space for any auxiliary remote control devices (Smart City Ready) and additional surge protection devices (SPD)

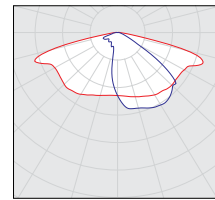
### Power Supply

- Protected against short circuit, over-temperature and over-voltages upto 6KV (Additional Surge Protection on Request)
- Nema socket available on request

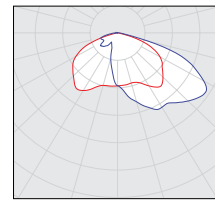
### Light Distribution



TYPE II - ASYMMETRIC ROAD



TYPE III - ASYMMETRIC ROAD WITH SIDEWALK



TYPE IV - ASYMMETRIC ROAD

Complete versatility of use thanks to street geometries that meet the requirements necessary for all applications presented.





# K-LITE

## India's Lighting Company

D-10, Ambattur Industrial Estate, Chennai - 600 058.

T : 48591800, 48581950.

M: 95000 79797, 95000 85511

E : [info@klite.in](mailto:info@klite.in)

W: [www.klite.in](http://www.klite.in)

### Unit II

23B,  
SIDCO Industrial Estate,  
Chennai - 600 098.

### Unit V

**Illumination Lab**  
G8, Ambattur Industrial Estate,  
Chennai - 600 058.

### K-LITE EUROPE LTD

T : 0208 012 8393  
E : [info@klite.co.uk](mailto:info@klite.co.uk)  
W : [www.klite.co.uk](http://www.klite.co.uk)

### Unit III

179 & 180,  
SIDCO Industrial Estate,  
Chennai - 600 098.

### Unit VI

22B,  
SIDCO Industrial Estate,  
Chennai - 600 098.

### North London Showroom

271 Abbeydale Road,  
Wembley, HA0 1TW.

### Unit IV

Plot No.E29, E30, Industrial Area,  
Phase-II, Mandideep Tehsil,  
Goharganj District-462046.Raisen (MP).

### Showroom

7/11, M.T.H. Road,  
Chennai - 600 058.

### Delhi Office - NCR

L-14/10, DLF City,  
Phase - II, Gurgaon - 122002.  
Haryana.