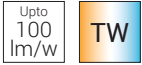


K-LITE

Neo

Power : Upto 40W Upto 80W
Length : 1210mm 2402mm



Features

- Bridgelux / Equivalent LEDs
- CRI Ra>80 (>90 On Request)
- L70 / B10 @ 60,000 Hrs
- Standard suspension kit 1M (2M available on request)

Options

- CCT : TW 2700K to 5700K



Beam Angle



Diffused

Accessories




250 x 56 x 34

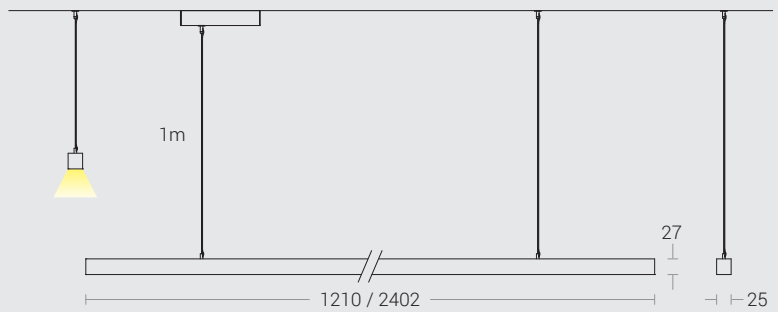
Canopy Kit for Control gear

K-LITE

Pendant - Direct



Dimension in mm



Housing Colour




Extruded aluminium with powder coated finish in
RAL9004 Signal Black fine texture | RAL9016 Traffic White fine texture |
RAL 9007 Grey aluminium fine texture

Light Distribution refer online

Super slim - 25mm





Technical Specifications

General

Driver	: Constant Current
Input Voltage	: 220-240Vac
Operating Temperature	: -15°C~+50°C

Light Source

Light Source	: Bridgelux / Equivalent
CRI (Ra)	: >80 (>90 On Request)
LED Colour Temperature	: 2700K / 3000K / 4000K 5700K

Optical

Tilt	: Fixed
Beam Angle	: 100°
Diffuser Material	: Polycarbonate
Diffuser Finish	: Opal

Physical

Body	: Extruded Aluminium with Die-cast Endcaps
Mounting	: Pendant
Finish	: RAL 9004 Signal black RAL 9016 Traffic White RAL 9007 Grey aluminium

Driver

Power Supply	: Integrated
Power Factor	: >0.90
THD	: <10%
Surge Protection	: Upto 3KV
Efficiency	: >85%



Ordering Guide

Pendant - Direct

ID	Wattage	Dimension (mm)
3497	Upto 40W	1210 x 25 x 27
3497	Upto 80W	2402 x 25 x 27

