

A modern heritage post top luminaire upgraded with high performance light engines. Aesthetically designed sturdy construction ensures a long life against all weather condition, maintaining initial performances through the lifetime of the installation. Designed for highest efficiency in terms of more lumens at reduced wattages.

Product Description

- The luminaire housing made of gravity die cast aluminium top cover, decorative knob & supporting arms.
- Textured / Translucent acrylic diffuser.
- The lamp compartment encased inside the top portion and the bottom portion attached to a gravity die cast aluminium mounting base.
- Luminaire integrated with 30W LED.
- Suitable for mounting on 50mm OD pipe.
- Cable entries for through-wiring of mains supply cable.
- Integral constant current power supply
- Prewired with LED driver and suitable for operating on 240V, 50Hz single phase ac supply.
- Ordering guide : KL-4509-CCT (Colour Temperature)
- Available CCT : 2700K, 3000K, 4000K, 5700K



Product Benefits

- High luminous efficiency at reduced wattage.
- Elegant, Functionality
- Environmental Friendly
- Dark sky compliant protects pedestrians from glare, in addition to preventing spill light above the horizontal plane.
- Sustainable LED technology offers durability and optimal light output with low power consumption.

Area of Application

Illuminating parks, Gardens, Commercial complex, Residential roadways, Walkways, Streetscapes & office complex.

Available Finish

Pure polyester powder coated

- Graphite grey
- Anthracite grey
- Jet black


Diffuser Options



C2 - Translucent Diffuser

C1 - Textured Diffuser





Technical Specifications

General

ID : 4509
 System Wattage : 30W LED
 Driver Integral : Constant Current
 Input Voltage : 230-240Vac
 Frequency : 50-60Hz
 Operating Voltage : 100-277Vac
 Operating Temperature : -15°C~+50°C

Physical

Body : Die Cast Aluminium top cover
 Diffuser : Translucent / Textured Acrylic
 Mounting : Suitable for Ø50mm OD Pipe
 Finish : Powder Coated
 Graphite Grey / Jet Black
 Anthracite Grey

Light Source

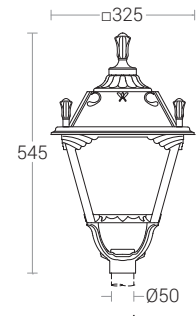
Light Source : BRIDGELUX
 CRI (Ra) : >80
 LED Colour Temperature : 2700K / 3000K / 4000K / 5700K

Driver

Power Supply : Integral
 Power Factor : >0.95
 THD : <10%
 Surge Protection : 4KV
 Efficiency : >85%

Optical Performance

Light Distribution : Symmetrical



A modern heritage post top luminaire upgraded with high performance light engines. Aesthetically designed sturdy construction ensures a long life against all weather condition, maintaining initial performances through the lifetime of the installation. Designed for highest efficiency in terms of more lumens at reduced wattages. Product offered in asymmetrical light distribution.

Product Description

- The luminaire housing made of gravity die cast aluminium top cover, decorative knob & supporting arms.
- The lamp compartment encased inside the top portion and the bottom portion attached to a gravity die cast aluminium mounting base.
- Clear polycarbonate optical lens.
- Luminaire integrated with 30W LED.
- Suitable for mounting on 50mm OD pipe.
- Cable entries for through-wiring of mains supply cable.
- Integral constant current power supply
- Prewired with LED driver and suitable for operating on 240V, 50Hz single phase ac supply.
- Ordering guide : KL-4514-CCT (Colour Temperature)
- Available CCT : 2700K, 3000K, 4000K, 5700K



Product Benefits

- High luminous efficiency at reduced wattage.
- Elegant, Functionality
- Environmental Friendly
- Dark sky compliant protects pedestrians from glare, in addition to preventing spill light above the horizontal plane.
- Sustainable LED technology offers durability and optimal light output with low power consumption.

Area of Application

Illuminating parks, Gardens, Commercial complex, Residential roadways, Walkways, Streetscapes & office complex.

Available Finish

Pure polyester powder coated

- Graphite grey
- Anthracite grey
- Jet black





Technical Specifications

General

ID : 4514
 System Wattage : 30W LED
 Driver Integral : Constant Current
 Input Voltage : 230-240Vac
 Frequency : 50-60Hz
 Operating Voltage : 100-277Vac
 Operating Temperature : -15°C~+50°C

Light Source

Light Source : NICHIA
 CRI (Ra) : >80
 LED Colour Temperature : 2700K / 3000K / 4000K / 5700K

Driver

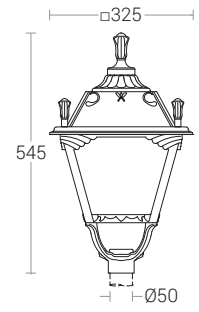
Power Supply : Integral
 Power Factor : >0.95
 THD : <10%
 Surge Protection : 4KV
 Efficiency : >85%

Physical

Body : Die Cast Aluminium
 Diffuser : Clear Polycarbonate Optical Lens
 Mounting : Suitable for Ø50mm OD Pipe
 Finish : Powder Coated
 Graphite Grey / Jet Black
 Anthracite Grey

Optical Performance

Light Distribution : Type II



A modern heritage post top luminaire upgraded with high performance light engines. Aesthetically designed sturdy construction ensures a long life against all weather condition, maintaining initial performances through the lifetime of the installation. Designed for highest efficiency in terms of more lumens at reduced wattages. Product offered in asymmetrical light distribution.

Product Description

- The luminaire housing made of gravity die cast aluminium top cover, decorative knob & supporting arms.
- The lamp compartment encased inside the top portion and the bottom portion attached to a gravity die cast aluminium mounting base.
- Luminaire integrated with 50W LED.
- Suitable for mounting on 50mm OD pipe.
- Cable entries for through-wiring of mains supply cable.
- Integral constant current power supply
- Prewired with LED driver and suitable for operating on 240V, 50Hz single phase ac supply.
- Ordering guide : KL-4515-CCT (Colour Temperature)
- Available CCT : 2700K, 3000K, 4000K, 5700K



Product Benefits

- High luminous efficiency at reduced wattage.
- Elegant, Functionality
- Environmental Friendly
- Dark sky compliant protects pedestrians from glare, in addition to preventing spill light above the horizontal plane.
- Sustainable LED technology offers durability and optimal light output with low power consumption.

Area of Application

Illuminating parks, Gardens, Commercial complex, Residential roadways, Walkways, Streetscapes & office complex.

Available Finish

Pure polyester powder coated

- Graphite grey
- Anthracite grey
- Jet black





Technical Specifications

General

ID	: 4515
System Wattage	: 50W LED
Driver Integral	: Constant Current
Input Voltage	: 230-240Vac
Frequency	: 50-60Hz
Operating Voltage	: 100-277Vac
Operating Temperature	: -15°C~+50°C

Physical

Body	: Die Cast Aluminium
Diffuser	: Polycarbonate Optical Lens
Mounting	: Suitable for Ø50mm OD Pipe
Finish	: Powder Coated Graphite Grey / Jet Black Anthracite Grey

Light Source

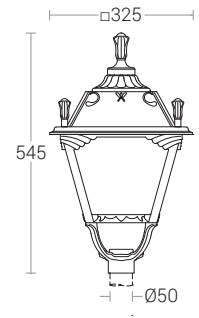
Light Source	: OSRAM / LUMILEDS
CRI (Ra)	: >80
LED Colour Temperature	: 2700K / 3000K / 4000K 5700K

Driver

Power Supply	: Integral
Power Factor	: >0.95
THD	: <10%
Surge Protection	: 6KV
Efficiency	: >85%

Optical Performance

Beam Angle	: Type III
------------	------------



A modern heritage post top luminaire. Aesthetically designed sturdy construction ensures a long life against all weather condition, maintaining initial performances through the lifetime of the installation.

Product Description

- The luminaire housing made of gravity die cast aluminium top cover, decorative knob & supporting arms.
- Textured / Translucent acrylic diffuser.
- The lamp compartment encased inside the top portion and the bottom portion attached to a gravity die cast aluminium mounting base.
- Suitable for mounting on 50mm OD pipe.
- Cable entries for through-wiring of mains supply cable
- Prewired with E27 holder and Suitable for operation on 240V, 50Hz single phase ac supply.



Product Benefits

- Elegant, Robust design
- Moisture proof, insect free.
- The diffuser contributes to the creation of ambiance and to visual comfort by reducing glare.
- Low maintenance cost.

Area of Application

Illuminating parks, Gardens, commercial complex, Pathways in residential buildings, office complex & Entrances.

Available Finish

Pure polyester powder coated

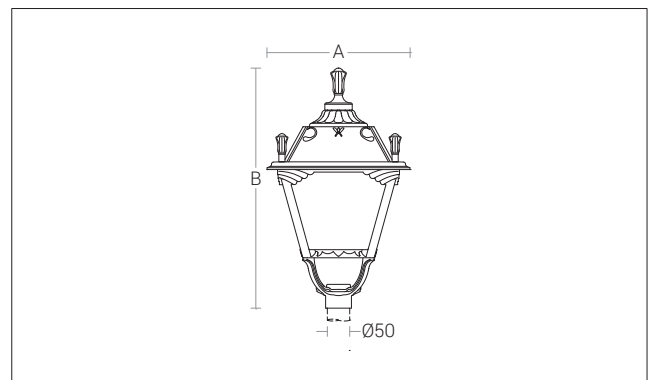
- Graphite grey
- Anthracite grey
- Jet black

Diffuser Options



C2 - Translucent Diffuser

C1 - Textured Diffuser



ID	Wattage	A	B
4635 C1/C2	E27	□325	545

A modern heritage post top luminaire upgraded with high performance light engines. Aesthetically designed sturdy construction ensures a long life against all weather condition, maintaining initial performances through the lifetime of the installation. Designed for highest efficiency in terms of more lumens at reduced wattages.

Product Description

- The luminaire housing made of gravity die cast aluminium top cover, decorative knob & supporting arms.
- Textured / Translucent acrylic diffuser.
- The lamp compartment encased inside the top portion and the bottom portion attached to a gravity die cast aluminium mounting base.
- Luminaire integrated with 50W LED.
- Suitable for mounting on 50mm OD pipe.
- Cable entries for through-wiring of mains supply cable.
- Integral constant current power supply
- Prewired with LED driver and suitable for operating on 240V, 50Hz single phase ac supply.
- Ordering guide : KL-4636-CCT (Colour Temperature)
- Available CCT : 2700K, 3000K, 4000K, 5700K



Product Benefits

- High luminous efficiency at reduced wattage.
- Elegant, Functionality
- Environmental Friendly
- Dark sky compliant protects pedestrians from glare, in addition to preventing spill light above the horizontal plane.
- Sustainable LED technology offers durability and optimal light output with low power consumption.

Area of Application

Illuminating parks, Gardens, Commercial complex, Residential roadways, Walkways, Streetscapes & office complex.

Available Finish

Pure polyester powder coated


- Graphite grey
- Anthracite grey
- Jet black


Diffuser Options



C2 - Translucent Diffuser

C1 - Textured Diffuser





Technical Specifications

General

ID	: 4636
System Wattage	: 50W LED
Driver Integral	: Constant Current
Input Voltage	: 230-240Vac
Frequency	: 50-60Hz
Operating Voltage	: 100-277Vac
Operating Temperature	: -15°C~+50°C

Physical

Body	: Die Cast Aluminium
Diffuser	: Translucent / Textured Acrylic
Mounting	: Suitable for Ø50mm OD Pipe
Finish	: Powder Coated Graphite Grey / Jet Black Anthracite Grey

Light Source

Light Source	: OSRAM / LUMILEDS
CRI (Ra)	: >70
LED Colour Temperature	: 2700K / 3000K / 4000K 5700K

Driver

Power Supply	: Integral
Power Factor	: >0.95
THD	: <10%
Surge Protection	: 6KV
Efficiency	: >85%

Optical Performance

Beam Angle	: Symmetrical
------------	---------------

