

Facade luminaires with Hybrid optics, downwards for ambient lighting and orientation, upwards to accentuate architectural elements, Precise lighting for where it is required. Aesthetically shaped wall mounted luminaire with fully shielded light source for striking light effects.

### Product Description

- Luminaire made of pressure die cast aluminium, extruded aluminium & non corrosive stainless steel fasteners.
- Clear toughened glass.
- Silicone gasket
- Hybrid optics with lens & reflector combination for higher efficiency, lower optical losses with optimum glare suppression.
- Die Cast aluminium base for easy installation onto the wall / column.
- Cable entries for through-wiring of mains supply cable.
- Integral constant current power supply
- CRI (Ra) :  $\geq 80$
- Prewired with LED driver and suitable for operating on 240V, 50Hz single phase ac supply.
- Ordering guide : KL-3650-CCT (Colour Temperature)
- Available CCT : 2700K, 3000K, 4000K, 6500K



### Product Benefits

- Sturdy construction in order to maintain performance of the luminaire and to reduce maintenance costs.
- Quick & simple installation with low maintenance.
- Clear glass in the front with continuous silicone gasket to ensure adequate sealing.
- Sustainable LED technology offers durability and optimal light output with low power consumption.

### Area of Application

Residential, Building facade, Commercial centres, Passages, Pathways, Sculptures and Structures.


### Available Finish

Pure polyester powder coated  
RAL 9004 Signal black  
RAL 9007 Grey aluminium  
RAL 7016 Anthracite grey  
Graphite grey





AHMEDABAD INTERNATIONAL AIRPORT



**Technical Specifications**

**General**

|                       |                         |
|-----------------------|-------------------------|
| ID                    | : 3650 / 3651           |
| System Wattage        | : 1 x 18W / 2 x 18W LED |
| Driver Integral       | : Constant Current      |
| Operating Voltage     | : 100-300Vac            |
| Operating Temperature | : -15°C~+50°C           |

**Physical**

|           |  |
|-----------|--|
| Body      | : Extruded & die-cast aluminium  |
| Reflector | : Mirror finish pure AL  |
| Diffuser  | : Clear toughened glass  |
| Mounting  | : Surface - Wall   |
| Finish    | : Powder coated<br>RAL 9004 Signal black<br>RAL 9007 Grey aluminium<br>RAL 7016 Anthracite grey<br>Graphite grey |

**Light Source**

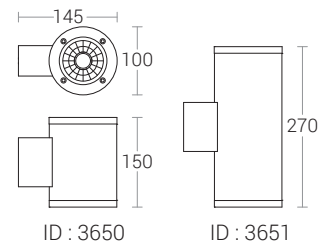
|                        |                                 |
|------------------------|---------------------------------|
| Light Source           | : CITIZEN COB                   |
| CRI (Ra)               | : >80                           |
| LED Colour Temperature | : 2700K / 3000K/ 4000K<br>6500K |

**Driver**

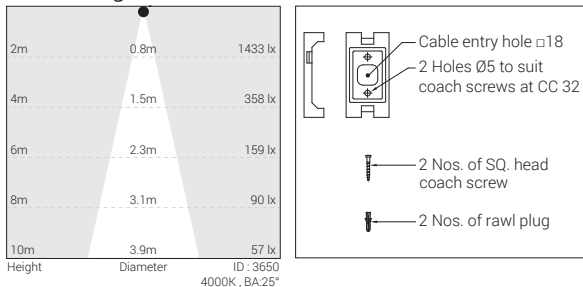
|                  |              |
|------------------|--------------|
| Power Supply     | : Integral   |
| Input Voltage    | : 230-240Vac |
| Frequency        | : 50-60 Hz   |
| Power Factor     | : ≥0.95      |
| THD              | : <10%       |
| Surge Protection | : 4KV        |
| Efficiency       | : >80%       |

**Optical Performance**

|            |                   |
|------------|-------------------|
| Beam Angle | : 15° / 25° / 40° |
|------------|-------------------|



**Cone Diagram**



**Note :** It is our constant endeavor to upgrade the performance of our products. For the latest technical information, IES files and product updates please refer to the website at [www.klite.in](http://www.klite.in)